

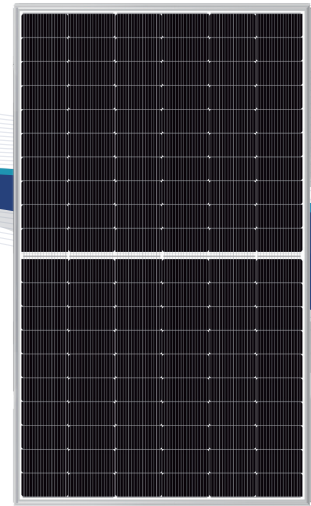


MADE IN THAILAND

HY-DH120N8

# 460-480W

120 Pieces | HALF-CELL | N-Type



22.2%  
Max. Efficiency  
N-Type  
Bifacial & Dual Glass



### High Conversion Efficiency

Module efficiency up to 22.2% based on N-Type wafer and advanced N-Type cell technology



### Excellent Energy Yield

More power output in field operation due to better thermal behaviors, weak-light performance and bifaciality



### Outstanding Anti-degradation

Unsusceptible to LID, LeTID and less annual degradation due to special characteristics of N-Type

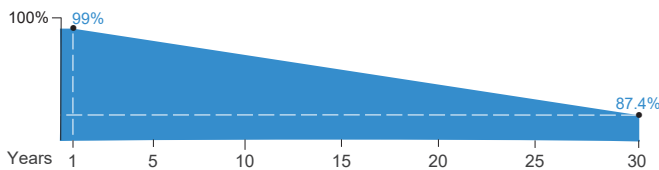


### Quality Guarantee

High module quality ensures long-term reliability



IEC61215 / IEC61730 / UL61730  
IEC61701 / IEC62716 / IEC60068  
ISO9001



Hyperion N-Type Dual Glass Product Performance Warranty

warranty for materials and workmanship



warranty for extra linear power output



American Hyperion Solar LLC.

2880 Zanker Road, Suite 203, San Jose, CA 95134

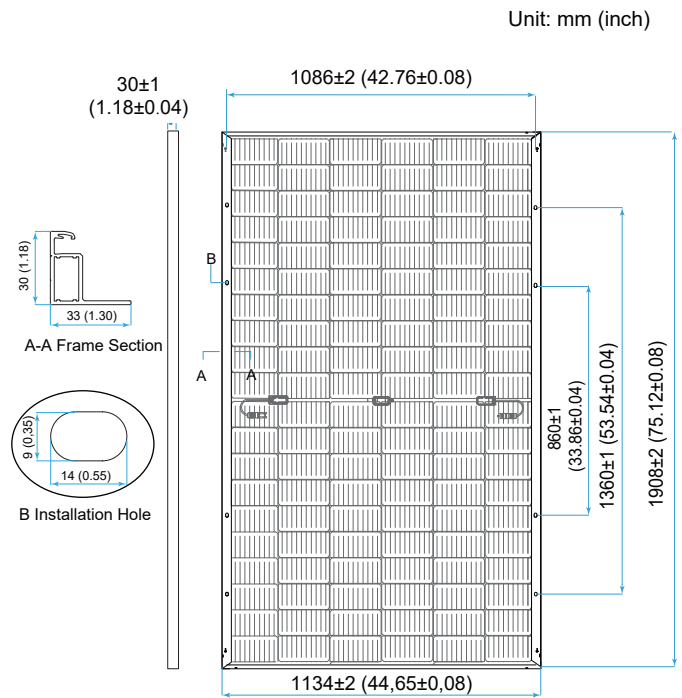
info@hyperion-usa.com  
www.hyperion-solar.com

## Mechanical Parameters

Solar Cell	Mono N-Type 182 mm
No. of Cells	120(6 × 20)
Dimensions	1908 × 1134 × 30mm(75.12× 44.65 × 1.18in.)
Weight	26.5kg(58.42lbs)
Junction Box	IP68 rated (3 bypass diodes)
Output Cable	4mm <sup>2</sup> (IEC), 12 AWG(UL) ±1200mm(47.24in.) or customized
Connector	RY01, QC4.10 or similar
Front Cover	2.0mm (0.079in.)semi-tempered AR glass
Back Cover	2.0mm (0.079in.)semi-tempered glass
Container	36 pcs/Pallet, 684 pcs/40' HC

## Operating Parameters

Max. System Voltage	DC 1500V (IEC/UL)
Operating Temperature	-40°C ~ +85°C(-40°F ~ +185°F)
Max. Fuse Rating	30A
Frontside Max. Loading	5400Pa(112lb/ft <sup>2</sup> )
Backside Max. Loading	2400Pa(50lb/ft <sup>2</sup> )
Bifaciality	80%±10%
Fire Resistance	IEC Class A, UL Type 29



## Electrical Characteristics - STC

Irradiance 1000 W/m<sup>2</sup>, ambient temperature 25 °C, AM1.5.

Maximum Power at STC (Pmax/W)	480	475	470	465	460
Power Tolerance (W)	0 ~ +5				
Optimum Operating Voltage (Vmp/V)	35.38	35.12	35.05	34.89	34.72
Optimum Operating Current (Imp/A)	13.57	13.49	13.41	13.33	13.25
Open Circuit Voltage (Voc/V)	42.71	42.54	42.38	42.22	42.05
Short Circuit Current (Isc/A)	14.31	14.23	14.15	14.07	13.99
Module Efficiency	22.2%	22.0%	21.7%	21.5%	21.3%

## Electrical Characteristics - NMOT

Irradiance 800 W/m<sup>2</sup>, ambient temperature 20 °C, AM1.5, wind speed 1 m/s.

Maximum Power at NMOT (Pmax/W)	366.4	361.6	358.7	354.9	351.1
Optimum Operating Voltage (Vmp/V)	33.87	33.62	33.55	33.40	33.24
Optimum Operating Current (Imp/A)	10.82	10.75	10.69	10.63	10.56
Open Circuit Voltage (Voc/V)	40.89	40.72	40.57	40.42	40.26
Short Circuit Current (Isc/A)	11.51	11.45	11.38	11.32	11.25

## Rearside Power Gain (Reference to 480W Front)

Rearside Power Gain	5%	15%	25%
Maximum Power (Pmax/W)	504	552	600
Optimum Operating Voltage (Vmp/V)	35.38	35.48	35.48
Optimum Operating Current (Imp/A)	14.25	15.56	16.91
Open Circuit Voltage (Voc/V)	42.71	42.81	42.81
Short Circuit Current (Isc/A)	15.03	16.42	17.85
Module Efficiency	23.3%	25.5%	27.7%

## Temperature Characteristics

Nominal Module Operating Temperature	42 ± 2 °C
Nominal Cell Operating Temperature	45 ± 2 °C
Temperature Coefficient of Pmax	-0.31%/°C
Temperature Coefficient of Voc	-0.26%/°C
Temperature Coefficient of Isc	0.05%/°C

